

Xiaolin

SHOWDOWN

TM



EVERYONE 10+
TM
E
10+
CONTENT RATED BY
ESRB



KONAMI

WARNING: READ BEFORE USING YOUR PLAYSTATION®2 COMPUTER ENTERTAINMENT SYSTEM.

A very small percentage of individuals may experience epileptic seizures when exposed to certain light patterns or flashing lights. Exposure to certain patterns or backgrounds on a television screen or while playing video games, including games played on the PlayStation 2 console, may induce an epileptic seizure in these individuals. Certain conditions may induce previously undetected epileptic symptoms even in persons who have no history of prior seizures or epilepsy. If you, or anyone in your family, has an epileptic condition, consult your physician prior to playing. If you experience any of the following symptoms while playing a video game — dizziness, altered vision, eye or muscle twitches, loss of awareness, disorientation, any involuntary movement, or convulsions — **IMMEDIATELY** discontinue use and consult your physician before resuming play.

WARNING TO OWNERS OF PROJECTION TELEVISIONS:


Do not connect your PlayStation 2 console to a projection TV without first consulting the user manual for your projection TV, unless it is of the LCD type. Otherwise, it may permanently damage your TV screen.

USE OF UNAUTHORIZED PRODUCT:

The use of software or peripherals not authorized by Sony Computer Entertainment America may damage your console and/or invalidate your warranty. Only official or licensed peripherals should be used in the controller ports or memory card slots.

HANDLING YOUR PLAYSTATION 2 FORMAT DISC:

- This disc is intended for use only with PlayStation 2 consoles with the NTSC U/C designation.
- Do not bend it, crush it or submerge it in liquids.
- Do not leave it in direct sunlight or near a radiator or other source of heat.
- Be sure to take an occasional rest break during extended play.
- Keep this compact disc clean. Always hold the disc by the edges and keep it in its protective case when not in use. Clean the disc with a lint-free, soft, dry cloth, wiping in straight lines from center to outer edge. Never use solvents or abrasive cleaners.



Jack Spicer, Chase Young, and Wuya are at it again! They have set their sights on world domination and need the sacred Shen Gong Wu to fulfill their evil plans. If the world ever needed heroes, it's right now. Enter the Xiaolin, the ancient keepers and protectors of the Shen Gong Wu. But what is this? These Xiaolin are just mere students, children to be exact! Do they possess the true powers of the Xiaolin, and more importantly, can they thwart Jack, Chase, and Wuya and save the world from their evil grasp?

Now is the time to act, Xiaolin Dragons! Prove to the world and yourselves that you are truly the Xiaolin warriors that you've been training so hard to become. Only you can master the ways of the Shen Gong Wu and work together for the sake of mankind.

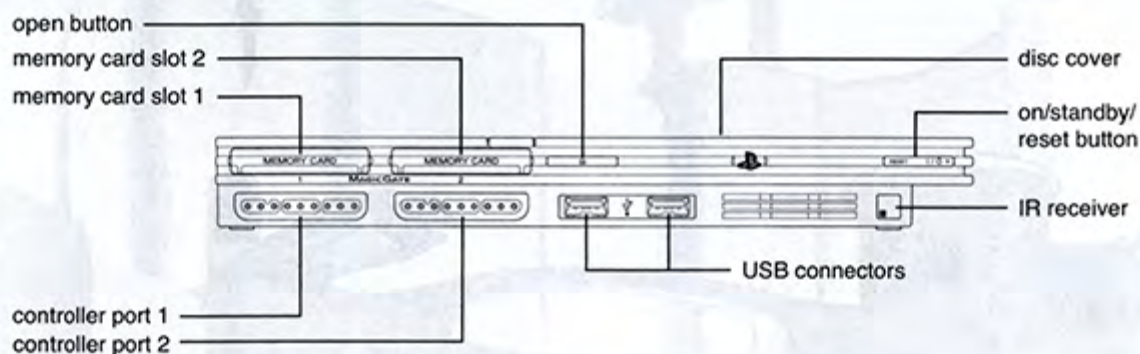
IT'S TIME FOR A XIAOLIN SHOWDOWN!



CONTENTS

Getting Started	2	Game Modes	7
Starting Up	3	Shen Gong Wu	12
Controls	4	The Xiaolin Heroes	14
The Main Menu	5	The Heylin Villains	16
The Game Screen	6	Credits	17
The Pause Menu	7		

GETTING STARTED



Set up your PlayStation®2 computer entertainment system according to the instructions supplied with your system. Check that the system is turned on (the on/standby indicator is green). Press the OPEN button to open the disc cover. Place the *Xiaolin Showdown* disc with the label side facing up in the disc holder, and then close the disc cover. Attach game controllers and other peripherals as appropriate. Follow the on-screen instructions and refer to this manual for information on using the software.

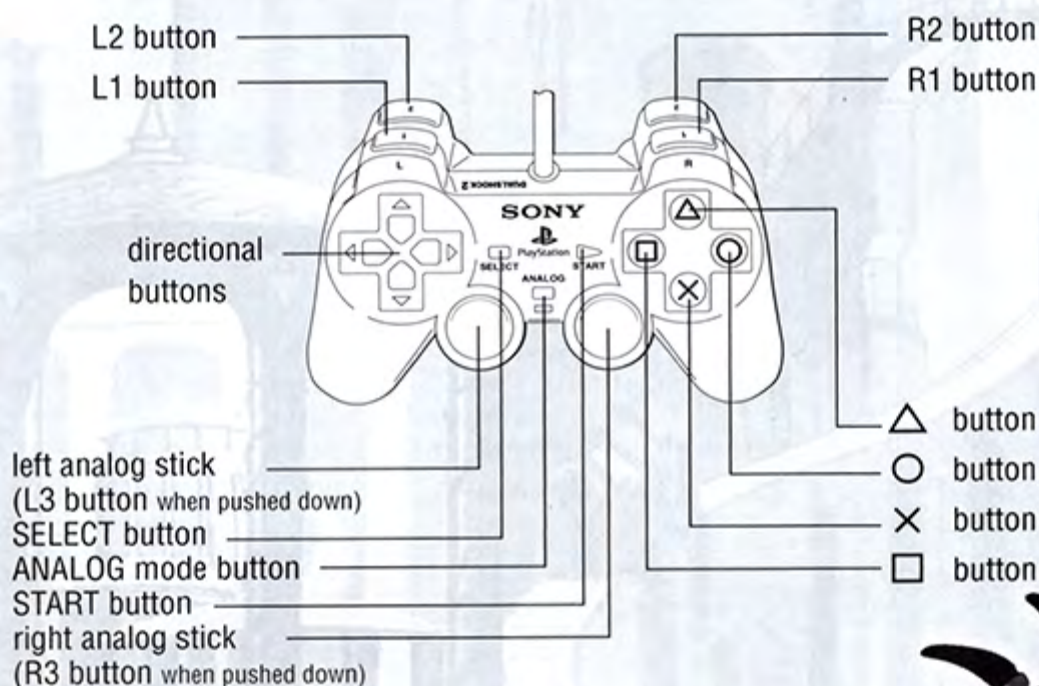
Memory Card (8MB)(for PlayStation®2)

To save game settings and progress, insert a memory card (8MB)(for PlayStation®2) into MEMORY CARD slot 1 of your PlayStation®2 system. You can load saved game data from the same memory card or any memory card (8MB)(for PlayStation®2) containing previously saved games.




STARTING UP

DUALSHOCK®2 ANALOG CONTROLLER CONFIGURATIONS




STARTING A NEW GAME

Press the  button at the Title Screen. Select New Game and then either Adventure or Showdown to play the game.




SAVING A GAME

You can save your game after you complete levels in Adventure and Showdown modes. When asked if you want to save your game, select YES. Select a slot on your memory card (8MB) (for PlayStation®2) to save your game to and confirm your selection by pressing the  button.

Once you have created a saved game, Xiaolin Showdown automatically saves your progress as you play through the game.


LOADING A SAVED GAME



If you already have a saved game stored on your memory card (8MB)(for PlayStation®2), you can load your game data at the Title Screen by selecting LOAD GAME. Select your game from available game slots on your memory card and press the  button to confirm your selection.


CONTROLS


MENU CONTROLS

Start/Pause Game/

Access Control Menus.....  button

Highlight Menu Item left analog stick or directional buttons  and 




Select Menu Item.....  button


Previous Menu / Back.....  button



XIAOLIN CONTROLS

Movement left analog stick or directional buttons


Attack  button

Attack Combos.....  button then  button or  button



Special Move.....  button (hold to charge then release)

Jump Attack  button then  button (while in the air)

Pick Up Stand next to enemy or item and move toward it

Throw  button (after picking up enemy or item)


Jump.....  button


Double Jump.....  button then  button (while in the air)

Block  button

Target Lock..... right analog stick (press toward desired target)

Clear Target Lock R3 button (push down)






Cycle Shen Gong Wu.....  button

Use Shen Gong Wu  button (after cycling to desired Shen Gong Wu)

XIAOLIN TIP!
To lock on to a target, press the right analog stick in the direction of the target. A colored beam will appear over the target for a brief period of time. To release the target lock, push down on the R3 button.



THE MAIN MENU

Press the  button at the Title Screen and choose from New Game and Load Game. Use the left analog stick or directional buttons  and  to cycle through your choices and press the  button to confirm your selection. Pressing the  button will return you to the previous menu.

NEW GAME

Start Xiaolin Showdown from the beginning.

Selecting NEW GAME will bring up the Main Menu. From this screen, you will be able to start a new Adventure game, play Showdown mode, or adjust your game settings and options.

LOAD GAME

Resume the game from previously saved data.

ADVENTURE

Battle against other Xiaolin warriors and Jack Spicer, evil boy genius, as you all try to acquire the powerful and mystical Shen Gong Wu. Each Adventure mode level is full of helpful items and power-ups, giving you the upper hand against your opponents. Can you defeat your enemies and emerge victorious as the ultimate Xiaolin fighter?

SHOWDOWN

Replay any Showdown levels you've previously unlocked. You can also wager your acquired Shen Gong Wu for a chance to win Wu from your opponents. But be careful - if you wager, then lose, you might lose more than just the Showdown! That's just part of the risk of being the best Xiaolin warrior around.

OPTIONS

Use the Options menu to change the following in-game settings:

Sound

Adjust the game's various sound settings, including sound effect levels, music levels, and speech levels.

Gameplay

Turn ON/OFF the Xiaolin Showdown's in-game tip system.

Moves List

View the move lists for all of your favorite Xiaolin Showdown characters, including Omi, Kimiko, Raimundo, Clay, and... well, you'll find out. Use the move lists to better learn your Xiaolin skills and defeat your opponents!



THE GAME SCREEN



1. Your Xiaolin Character

Your fine-tuned Xiaolin warrior must defeat his opponents, including the nefarious robots of Jack Spicer and minions of Chase Young, in order to acquire the valuable and mystical Shen Gong Wu. Use your arsenal of martial arts attacks and expert cunning to defeat your enemies.


2. Xiaolin Allies

Your Xiaolin allies aid you on the field of battle, but they also compete for the Shen Gong Wu. Let them help you battle Jack Spicer and save the world!

3. Enemies

Jack Spicer, evil boy genius, has constructed an army of robots with one purpose – to take the Shen Gong Wu. With them, he hopes to dominate the entire world! Defeat your enemies with your Xiaolin attacks and by using the powers of the Shen Gong Wu.


4. Shen Gong Wu

The ancient and mystical Shen Gong Wu must stay in the hands of the Xiaolin monks at all costs. The little bubble above your character's head indicates which Shen Gong Wu you've selected. When you've gathered enough Chi to make your character glow, press the  button to use that Wu. After being used, the Shen Gong Wu must recharge for a short time before you can use it again.

XIAOLIN TIP!

The blue arrows on the screen show you where enemies are that you have to defeat. The yellow arrows on the screen show you where Dojo's Scrolls are that you have to collect.

THE PAUSE MENU

While playing Xiaolin Showdown, press the  button to pause the game and access the Pause Menu.

Resume Play: Exit the Pause Menu and continue playing the game.

Restart Level: Quit and restart the current level that you are playing.

Options: Change the game's settings, including Sound and Gameplay.

Quit Level: Quit your current game and return to the level select screen.



GAME MODES

ADVENTURE

Jack Spicer, evil boy genius, is trying to acquire the powerful Shen Gong Wu for his plans of world domination! Pick a Xiaolin warrior and put an end to his evil plans. Adventure mode lets you battle Jack Spicer with up to three other players as you each seek to rescue the Shen Gong Wu from the clutches of the evil boy genius.

In Adventure mode, you are fighting against Jack Spicer's army of evil robots and Wuya's Heylin creatures, but there's more to victory than simply beating your enemy. Each level is filled with handy items, including:



Chi:
Increases your health.



Dragon Juice:
Restores you to full health & lets you immediately use one of your Wu.



Shen Gong Boost:
Makes you super healthy and lets you immediately use two of your Wu.



Cheetah Mojo:
Allows you to move at double speed.



GAME MODES



Gorilla Mojo:

Makes all of your physical attacks do double damage.



Mantis Mojo:

Allows you to jump twice as high.



Wudai Mojo:

Allows you to use your signature move instantly.



Rhino Mojo:

Protects you from physical damage.



Resistance of Dragon:

Gets you back on your feet immediately after getting knocked out.



Electric Eel Mojo:

Adds an electrical charge to your shield, which hurts attackers.



Turtle Mojo:

Makes your shield last twice as long.



Scroll Pieces:

These ancient scroll fragments appear periodically during each stage. Complete each scroll, and you'll complete the stage soon afterwards.



Vases:

Ancient pottery isn't just about decoration! Vases can be picked up and hurled as weapons, making them very powerful in the right hands.

You can equip Shen Gong Wu before each level, as well as purchase new Wu after you've accumulated Xiaolin Blessing Coins. Each Adventure level also features unique terrain, so be sure to stay alert about your surroundings. Some levels may feature fire or other damaging obstacles, making them that much more dangerous!



Shen Gong Wu: Use the Blessing Coins you collect during each level to purchase Shen Gong Wu. A gold coin indicates that you can purchase that Shen Gong Wu immediately, while a grey coin means that you can buy it, but you don't have enough coins yet. There are some Shen Gong Wu that have a lock. This means that you can only get this Shen Gong Wu by winning it in a Showdown.

You can select up to three Shen Gong Wu to equip before heading into each battle. You cannot pick the same Wu as another player. If another player has already picked a Shen Gong Wu, you will see an X on that Wu.

Use the analog stick or directional buttons to cycle through the available Shen Gong Wu. Shen Gong Wu displayed with a coin can be purchased. Press the **X** button to select/purchase a Shen Gong Wu, press the **□** button to unselect a Shen Gong Wu, and press the **R1** button to get info on its magical attributes. When you're ready, press the **○** button to advance into the level.



XIAOLIN TIP!
As you progress through Adventure mode, your Rank will increase and you'll earn new belts. Increased Ranks mean that your strength and abilities improve!



Ying-Yang World: Grab the special Ying-Yang Yo-Yo to be whisked away to the Ying-Yang World where you must compete with your friends for power-ups! Break the vases and collect all the items you can. The more power-ups you collect the longer they last when you return back to the adventure. If you don't make it back to the Ying-Yang Yo-Yo before time runs out, you don't get to keep your items.

GAME MODES

SHOWDOWN



Get ready to throw down and Showdown as you and up to three other players compete against evil and each other for Shen Gong Wu! Each Showdown game features a unique victory condition, giving the battle a fun new twist. Can you be the "King of the Hill" or win a heated game of "IT"?

Showdown mode also allows you to wager one of your hard-earned Wu prior to the start of each match. If you win your Showdown, you'll win an additional Wu from your opponents. But, if you lose the Showdown, be prepared to see your valuable Wu get taken away. It's a big risk for a Xiaolin warrior, but one that can quickly increase your total Shen Gong Wu. To give you the upper hand, be sure to grab the handy power-ups that appear when you play. Showdown mode includes the following games:



IT: Tag your opponents with attacks and try to avoid getting tagged in return. Each time you get tagged, your flag will drop on the flagpole along the left side of the screen. Your flag will continue to drop as long as you are It. So, try to tag someone else as soon as you can. If your flag reaches the bottom, you'll be eliminated. Last one standing wins!



KING OF THE HILL: Can you stand atop the hill for the longest amount of time? Battle your opponents for hilltop supremacy. The longer you stand on the top of the hill, the higher your flag will move up the flagpole on the left side of the screen. The player whose flag reaches the top of the flagpole first is declared the winner!



KEEP AWAY: Pick up the special object and hold onto it longer than your opponents in this fast and frenetic game. Use power-ups to keep the enemy at bay and, if all else fails, run! The longer you hold onto the object, the higher your flag will move up the flagpole on the left side of the screen. The player whose flag reaches the top of the flagpole first is declared the winner!

There are even more Showdown levels to discover and play. See if you can unlock them all!

RANKING



As you progress through the Adventure mode and complete Showdown challenges, your monk will be ranked on his or her performance. The better you do by unleashing combos, dealing the most damage, grabbing the most Blessing Coins, etc., the more points you receive. Accumulate enough points, and your warrior will earn rewards, such as new belts, outfits and increased attributes. You can view your character's rank on the Ranking Screen after Showdown challenges and boss battles.

Rank	Name	Condition	Reward	Belt Color
0	Grasshopper in Training	n/a	n/a	White
1	Xiaolin Grasshopper	Earn 500 points	-Stun Time Reduced -Max Jump Kick Targets: 3	Yellow
2	Monk in Training	Earn 1000 points	-Showdown Outfit Unlocked -Max Jump Kick Targets: 4	Orange
3	Xiaolin Monk	Earn 2000 points	-KO Time Reduced -Faster Signature Move	Green
4	Apprentice in Training	Earn 3000 points	-Robot Outfit Unlocked -Max Jump Kick Targets: 5	Blue
5	Xiaolin Apprentice	Earn 4500 points	-Stun Time Reduced -Knocked Down Time Reduced	Purple
6	Wudai in Training	Earn 6000 points	-Street Outfit Unlocked -Signature Move Damage Increased	Black



SHEN GONG WU

For as long as anyone can remember, the Xiaolin have been the keepers and protectors of the powerful Shen Gong Wu artifacts. Jack Spicer, however, wouldn't mind getting his evil mitts on the ancient artifacts. The Shen Gong Wu must be kept safe, Xiaolin Dragons!

There are 30 Shen Gong Wu to acquire in the game. The price of any purchasable Shen Gong Wu is listed after its name in the list below:



Ants in the Pants:
Makes all opponents jump around for a limited time. Price: 50



Juju Flytrap:
Shoots flies that damage targets over time. Price: 25



Changing Chopsticks:
Makes everyone else tiny for a short time.



Kuzusu Atom:
Does massive damage to everything in the level! Price: 300



Denshi Bunny:
Lets you shock anybody you attack or that attacks you.



Mikado Arms:
Lets you do quadruple damage for a short time.



Eye of Dashi:
Lets you shoot powerful bolts of lightning.



Moby Morpher:
Transforms you into a targeted or random character for a short time.



Emperor Scorpion:
(unlocked after defeating Chase)
Cancels all Wu and prevents any from being used for a short time. Price: 150



Monkey Staff:
(unlocked after defeating Jack Spicer)
Turns you into a monkey, making you jump higher and run faster. Price: 100



Fists of Tebigong:
Creates an earthquake that knocks down everything in the level. Price: 125



Orb of Tornami:
Freezes everyone nearby, trapping them in a block of ice. Price: 125



Glove of Jisaku:
A magnet that sucks in power-ups and Chi from a long distance. Price: 10



Reversing Mirror:
Reflects effects of any Wu back to the person who used it on you.



Golden Finger:
Causes nearby enemies to be frozen in time. Price: 50



Ruby of Ramses:
Traps and levitates everything in the level for a short time.

XIAOLIN TIP!

It can be a big advantage to use a Shen Gong Wu in a Showdown, but if you don't wager one, you won't have one to use in the Showdown.



Serpent's Tail:

Attacks will pass through you for a short time.



Tangle Web Comb:

Lets you shoot webs that trap your enemies. Price: 50



Shard of Lightning:

Lets you move super fast by slowing everything else down.



Third Arm Sash:

Summons a spinning arm that does damage to everything around you.



Shroud of Shadows:

Hide in the shadows! Prevents other players from locking on to you. Price: 25



Thorn of Thunderbolt:

Damage everything around you with lightning. Price: 10



Sphere of Yun:

Trap someone in an orb that limits their actions. Price: 25



Two Ton Tunic:

Makes you safe from all damage, even from Wu, for a short time. Price: 100



Star Hanabi:

Rains fireballs from the heavens onto everyone around you. Price: 125



Woozy Shooter:

Shoots a gas that confuses your target. Price: 10



Sun Chi Lantern:

Sucks Chi out of all nearby targets.



Wushan Geyser:

Makes everyone forget how to use Shen Gong Wu for a short time. Price: 200



Sword of the Storm:

Traps everyone around you in a whirlwind. Price: 125



Zing Zom Bone:

Lets you shoot a gas that turns targets into zombies.

THE XIAOLIN HEROES

OMI

"The Xiaolin Dragon Of Water"



While naïve at times, Omi is a determined Xiaolin warrior thanks to his Shen Gong Wu, the Orb of Tornami. Its chilling powers will trap any nearby enemies in solid blocks of ice! While always willing to lend his friends a helping hand, Omi has problems with simple phrases. He may be a Xiaolin master, but he has a long way to go with his language skills!

OMI'S MOVES

- Lotus Palm Strike□
- Swirling Dragon Kick.....□, □
- Sweeping Dragon Strike.....□, △
- Dancing Dragon Kick.....□, □, □
- Flying Dragon Attack.....□, □, △
- Dancing Twin Spin□, △, □
- Rising Dragon Kick.....□, △, △

RAIMUNDO

"The Xiaolin Dragon of Wind"



A stubborn individual, Raimundo still knows when to put his own needs aside and help his Xiaolin friends. He's joined the evil ranks of the Heylin twice, giving him expert knowledge of their devious motives. His preferred Shen Gong Wu is the Sword of the Storm.

RAIMUNDO'S MOVES

- Street Urchin Strike□
- Flying Hammer Kick□, □
- Stingray's Tail Kick.....□, △
- Brazilian Cross Kick.....□, □, □
- Half Moon Spin Kick□, □, △
- Seven Storms Cartwheel....□, △, □
- Flipping Stingray Strike.....□, △, △

KIMIKO

"The Xiaolin Dragon of Fire"

The Xiaolin Dragon of Fire has a fiery temper, but is also one of the kindest members of the Xiaolin team. Her technology skills are unmatched, as is the power of her Shen Gong Wu Star Hanabi, which showers enemies with fiery stars that plummet from the sky.



KIMIKO'S MOVES

- Petite Allegro Kick □
- Snow Crane Slap □, □
- Flying Scissors □, △
- Grande Allegro Pirouette ... □, □, □
- Pelican Otoshi □, □, △
- Judolette Wheel Kick □, △, □
- Storm of the Sparrows □, △, △

CLAY

"The Xiaolin Dragon of Earth"

This hometown boy from Texas seems out of place in a Xiaolin temple, but his skills in the martial arts are unquestioned. Despite his large size, he is very kind-natured and gentle. His preferred Shen Gong Wu is Fist of Tebigong, which creates a shockwave that knocks down everything around him.



CLAY'S MOVES

- Belly Buster □
- Sweeping Lotus □, □
- Sling the Rice Bags □, △
- Rising Horn of the Bull □, □, □
- Return to the Mountain ... □, □, △
- Mountain Storm Strike □, △, □
- Repulse the Hyena □, △, △

THE HEYLIN VILLAINS

JACK SPICER

The Xiaolin warriors' most annoying adversary, Jack Spicer is an evil boy genius with world domination on his mind. He tends to overuse the word "evil," which makes him that much more annoying. His preferred Shen Gong Wu is the Monkey Staff. While brash and confident, Jack is really a puppet of Wuya, the Heylin witch.



JACK SPICER'S MOVES

- Sissy Punch 2.0..... □
- Re-Boot to the Head..... □, □
- Upgrade Uppercut..... □, △
- Rising Prop Chop..... □, □, □
- Flip-Floppy Drive..... □, □, △
- Major Malfunction..... □, △, □
- Chaos Copter..... □, △, △

CHASE YOUNG

Chase Young is an ancient, evil warrior with the power of eternal youth. In addition to his deadly martial arts skills, Chase Young can transform into a hideous reptilian creature, and can also nullify opponents' Shen Gong Wu with his Emperor Scorpion.



CHASE YOUNG'S MOVES

- Snake Fist Strike..... □
- Cobra's Fang..... □, □
- Coiling Serpent..... □, △
- Black Mamba Attack..... □, □, □
- Spinning Serpent Fury..... □, □, △
- Charging Lizard Leap..... □, △, □
- Lurking Lizard Strike..... □, △, △

CREDITS

AUDIO CREDITS

Omi	Tara Strong
Kimiko	Grey DeLisle
Clay	Jeff Bennett
Raimundo	Tom Kenny
Jack Spicer	Danny Cooksey
Chase Young	Jason Marsden
Master Fung	Maurice LaMarche
Dojo	Paul Rugg
Wuya	Susan Silo
Recording Engineer	Ed Collins
Script Supervisor	Kelly Ann Foley
Audio Editor	Mike Garcia
Dialogue & Casting Director	Lisa Schaffer
Recorded at Warner Bros. Animation Studios	
Scriptwriter	Stephen Sustarsic
Creative Consultant	Christy Hui
Music by	Kevin Manthei
Additional Music by	Kevin Manthei and Mike Patti, Kevin Manthei Music

BottleRocket Entertainment

Executive Producer	Jonathan Beard
Producer	Greg Uhler
Associate Producer	Nate Birkholz
Assistant Producer	Andrew Zoboki
Lead Game Designer	Greg Miller
Game Designers	Andrew Zoboki Anthony Newman Greg Uhler Jonathan Beard Tim Donley
Lead Programmers	Rich Karpp Gerald Tachiki
Programmers	Dustin Jones Jeremy Weiner John Rehling Keith R. Freiheit Kirit Nagda Leon Hartwig
Art Directors	Erik Medina Tim Neveu
Lead World Artist	Derek Becker
Technical Artist	Bryan Gaier
World Artists	Bryan Johnson Chris Legaspi Erol Oksuz Jared Goldstein Roger Robinson Sean Maus
Texture Artist	Kuya Edgardo Magsino
Concept Artists	Chris Legaspi Eddie Maristela Kuya Edgardo Magsino Roger Robinson
Lead Animators	Erik Medina David Oelkers
Senior Animator	Bang Won Lee

CREDITS

Animators	Dave Reyes James Nantachai Hanpadungvongs
Additional Animation	Billy Harper
Character Modelers	Dave Reyes Eddie Maristela
Additional Modeling	Billy Harper Bishop Animation Steve Merghart
Special Effect Artists	Dave Reyes Eddie Maristela
Cinematic Director	Erik Medina
Cinematic Editor	Dave Reyes
Sound Design	Sam Powell, Play It Again Studios

Special Thanks:
Sharelle Fiori
Shawn Ellis
Interactive Studio Management (ISM)
Bangkok Bay Thai Cuisine - Solana Beach
Rudy's Taco Shop

Special thanks to our families and loved ones who have supported us through this production.

KONAMI DIGITAL ENTERTAINMENT

Chairman and CEO	Kazumi Kitaua
VP, North American Content Strategy	Tetsuya Hiyoshi
VP of Development	Kurt Busch

PRODUCTION

Producer	Paul Armatta
Associate Producer	Brand Inman
Assistant Producer	Jon Rivera
Executive Liaison	Mary Shinya

PUBLISHING

COO	Geoff Mulligan
VP of Operations	Linda Stackpoole
Senior VP of Sales & Marketing	Catherine Fowler
General Counsel	Nick Lefevre
Product Manager	Sarah Felbinger
Director of Marketing	Brad Schlachter
Director of Marketing Communications	Cherrie McKinnon
Director of Creative Services	Monique Catley
Creative Services Project Manager	Margo Williams
Operations Manager	Kathie Tompkins
Director of PR	Marc Franklin
Senior Director, Product Support	Takeshi Minagawa
Customer Service Manager	Claire Moore

QUALITY ASSURANCE

QA Manager	Michael Klug
Project Leads	Rob Morgan Andy Cates
Lead Tester	Ryan Graff
Testers	Peter Anton Sean Armond Jack Beacom Will Busch Patrick Cademas Brandon Campanile Eli Cates Oliver Chau Mike Crabtree Matt Danuser Adam Fitch Ben Flasher Christian Flores Dan Gunter Mike Ngo A-Jay Nicholas Sean Phelps Kevin Reilly Luke Rideout Pat Sullivan Chris Sykora Adam Tapio Matt Zenel

LICENSING

VP of Business Development	Dan Kletzky
Music Licensing Manager	Michael Rajna

Special Thanks: Ken Ogasawara, John Saito, Tsuyoshi Arayashiki, Mike Mchale, Kirby Fong, Shawn Green, Keith Matejka, Daniel Tyrrell, Jason Ray, Meghan Morgan, William Oertel, Theresa Bottenhorn, Manny Charqualaf, Kenneth Chu, Mrs. Kurt Shinya and Andi Gotard

Manual Copy	Off Base Productions
Package and Manual Design	Scott Allen

WARNER BROS. INTERACTIVE ENTERTAINMENT

Producer	Jeff Nachbaur
Director, Production	Jonathan Eubanks
Manager, Rights & Clearances	Karen Pierson
Marketing Coordinators	David S. Cohen Daniele Mathras
Director of Marketing	Stephanie Johnson
Public Relations Director	Remi Sklar
Senior Vice President, Operations	Debra Baker
Senior Vice President	Jason Hall

Special Thanks: Scott Johnson, Heidi Behrendt, Marielle Henault, Jeneba Konare, Wendy Bozzi, Albert Fernandez, Jillian Gibson, Leah Tribble, Jesse Phillips, Erik Radomski, Michelle Pniewski, Christy Hui, Stephen Sustarsic, Ed Collins, Kelly Foley, Megan Casey, Kim Christianson, Frank Keating, Suzi Civita, Tim Iverson, Dan Butler, Rachel Aviles, Jeri Street, Jennifer Stump, Michael Steuerwald, Jessica Pinto, Hacienda Post, Wizards of the Coast and WBIE Production Team

WARRANTY

Konami Digital Entertainment, Inc. warrants to the original purchaser of this Konami software product that the medium on which this computer program is recorded is free from defects in materials and workmanship for a period of ninety (90) days from the date of purchase. This Konami product is sold "as is," without express or implied warranty of any kind, and Konami is not liable for any losses or damages of any kind resulting from use of this program.

Konami agrees for a period of ninety (90) days to either repair or replace, at its option, free of charge, any Konami product, postage paid, with proof of date of purchase, at its Factory Service Center. This warranty is not applicable to normal wear and tear. This warranty shall not be applicable and shall be void if the defect in the Konami software product has arisen through abuse, unreasonable use, mistreatment, or neglect.

THIS WARRANTY IS IN LIEU OF ALL OTHER WARRANTIES AND NO OTHER REPRESENTATIONS OR CLAIMS OF ANY NATURE SHALL BE BINDING ON OR OBLIGATE KONAMI. ANY IMPLIED WARRANTIES APPLICABLE TO THIS SOFTWARE PRODUCT, INCLUDING WARRANTIES OF MERCHANTABILITY AND FITNESS FOR A PARTICULAR PURPOSE, ARE LIMITED TO THE NINETY (90) DAY PERIOD DESCRIBED ABOVE. IN NO EVENT WILL KONAMI BE LIABLE FOR ANY SPECIAL INCIDENTAL OR CONSEQUENTIAL DAMAGES RESULTING FROM POSSESSION, USE OR MALFUNCTION OF THIS KONAMI PRODUCT.

Some states do not allow limitations as to how long an implied warranty lasts and/or exclusions or limitations of incidental or consequential damages so the above limitations and/or exclusions of liability may not apply to you. This warranty gives you specific rights, and you may also have other rights which vary from state to state.

If you experience technical problems with your game, please call our Warranty Services number at (650) 654-5687, from 9:00 am to 5:30 pm PST, Mon-Fri.

Konami Digital Entertainment, Inc.
1400 Bridge Parkway
Redwood City, CA 94065

CONSUMER SUPPORT

If you feel stuck in the game, or just need a boost, don't worry!
You can call the Konami Game Hint & Tip Line for help on many Konami games.

Konami Game Hint & Tip Line: 1-650-801-0465

Hints are available 24 hours a day. Availability is subject to change.

Become a **KONAMI INSIDER**

Register now to become a "Konami Insider" at www.konami.com/gs/ to be automatically entered in a monthly drawing to win FREE games and receive exclusive game play tips and product news!



XIAOLIN SHOWDOWN and all related characters and elements are trademarks of and © Warner Bros. Entertainment Inc. WBIE LOGO, WB SHIELD: ™ & © Warner Bros. Entertainment Inc. (s06)

KONAMI
www.konami.com



Konami Digital Entertainment, Inc. 1400 Bridge Parkway, Redwood City, CA 94065
XIAOLIN SHOWDOWN Software © 2006 Konami Digital Entertainment, Inc. KONAMI® is a registered trademark of KONAMI CORPORATION.